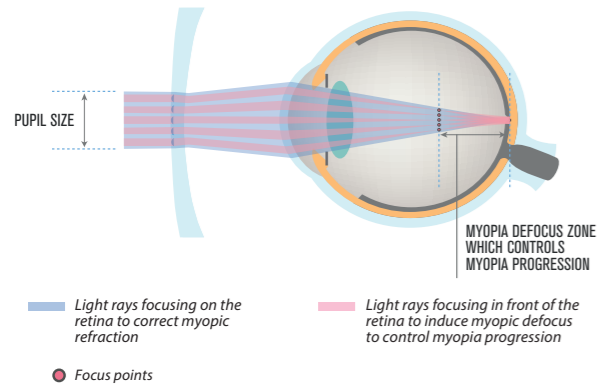


# HOW DOES MIYOSMART WORK?

Cutting edge researches<sup>6-8</sup> showed that myopia progression can be controlled by providing clear vision and constant myopic defocus simultaneously.

## PRINCIPLE OF HOW D.I.M.S. TECHNOLOGY WORKS IN MIYOSMART



\*Illustration is not representational of actual lens shape and design



The D.I.M.S. technology in MiyoSmart was clinically proven to succeed in the control of myopia progression in the majority of children,<sup>3</sup> and in 2018, it went on to be awarded the prestigious Grand Prize, Grand Award and Special Gold Medal at the 46th International Exhibitions of inventions of Geneva, Switzerland.<sup>9</sup>

<sup>6</sup>Arumugam B, Hung LF, To CH, Holden B, Smith EL 3rd. The effects of simultaneous dual focus lenses on refractive development in infant monkeys. Invest Ophthalmol Vis Sci. 2014 Oct 16;55(11):7423-32. doi: 10.1167/iovs.14-14250.

<sup>7</sup>Tse DY, To CH. Graded competing regional myopic and hyperopic defocus produce summated emmetropization set points in chick. Invest Ophthalmol Vis Sci. 2011 Oct 17;52(11):8056-62. doi: 10.1167/iovs.10-5207.

<sup>8</sup>Tse DY, Lam CS, Guggenheim JA, Lam C, Li KK, Liu Q, To CH. Simultaneous defocus integration during refractive development. Invest Ophthalmol Vis Sci. 2007 Dec;48(12):5352-9.

<sup>9</sup>Prize list of the 46th International Exhibition of Inventions of Geneva – 2018.

[http://www.inventions-geneva.ch/images/2018\\_PRIZE\\_LIST\\_English.pdf](http://www.inventions-geneva.ch/images/2018_PRIZE_LIST_English.pdf), accessed 29.08.18

# WHY MIYOSMART?

**A unique and innovative solution** for controlling myopia

**Clinically proven** effectiveness in slowing down myopia progression<sup>2</sup>

**Child-friendly, easy to adapt** and non-invasive

For more information on **MIYOSMART** lenses, speak to your local eye care professional today.

**HOYA**

[www.hoyavision.ca](http://www.hoyavision.ca)

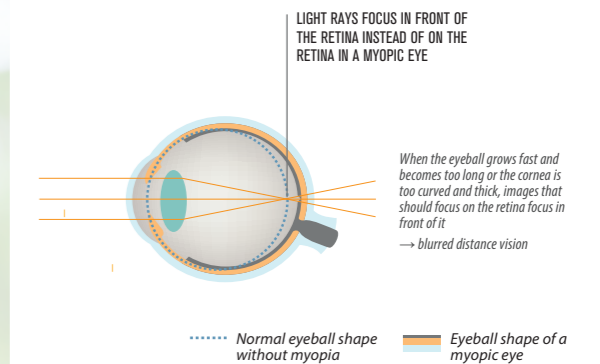
**Disclaimer:** MiyoSmart lenses may not be able to address individuals' conditions due to natural deficiencies, illnesses, pre-existing medical conditions and/or advanced age of consumers. The information contained herein is general information and is not intended to constitute medical advice. Please consult your eye care professional for more information prior to the use of MiyoSmart lenses.

**MIYOSMART**

# WHAT IS MYOPIA?

Nothing is more important than the health and well-being of your child. Now and in the future, you want to see your child thrive. You may have noticed your child struggling to see clearly at a distance, making it harder to concentrate at school and have a fulfilling experience at play. Your child may have myopia, or near-sightedness.

## ILLUSTRATION OF A MYOPIC EYE



The incidence of myopia is expected to increase significantly<sup>1</sup> as lifestyles change, with children taking part in more near-sighted activities<sup>2</sup> like using digital devices, studying and reading, and spending less time outdoors. Hereditary, behavioural and environmental factors also play a part.

Getting your child's myopia diagnosed early not only corrects their vision now, but can help to slow the progression of myopia and preserve their vision and eye health for the future.

<sup>1</sup> Holden B.A., Fricke T.R., Wilson D.A., Jong M., Naidoo K.S., Sankaridurg P., Wong T.Y., Naduvilath T.J., Resnikoff S. Global Prevalence of Myopia and High Myopia and Temporal Trends from 2000 through 2050. American Academy of Ophthalmology. 05/2016, vol.123, no. 5, p.1036-1042. <https://doi.org/10.1016/j.ophtha.2016.01.006>  
<sup>2</sup>Huang H-M, Chang D-S-T, Wu P-C. The Association between Near Work Activities and Myopia in Children—A Systematic Review and Meta-Analysis. Jhanji V, ed. PLoS ONE. 2015;10(10):e0140419. doi:10.1371/journal.pone.0140419.

**HOYA**

**A BREAKTHROUGH IN MYOPIA MANAGEMENT FOR YOUR CHILD**



## SEEING THE FUTURE: MiYOSMART WITH D.I.M.S. TECHNOLOGY

## AN EFFECTIVE SOLUTION FOR MYOPIA MANAGEMENT



An estimated **5 billion** people, or **half of the global population**, could be affected by short-sightedness by **2050**.<sup>1</sup>



Research shows that **more time spent on near-work activities** is associated with a **greater likelihood of myopia**.<sup>2</sup>



## SEEING TO YOUR CHILD'S EYESIGHT

### MiYOSMART

**MiYOSMART** lenses are innovative lenses for myopia control developed by Hoya, together with its research collaborator. Beyond correcting myopic refractive error, a two-year clinical trial shows that MiyoSmart lenses with D.I.M.S. (Defocus Incorporated Multiple Segments) technology work to curb myopia progression. Participants who completed the 2-year trial the wearing MiYOSMART with DIMS Technology had myopia progression reduced by average of 60%.<sup>3</sup>

By slowing down the progression of myopia and its associated eyesight deterioration, your child can enjoy their life more by seeing clearly.

### FEATURES



**D.I.M.S. TECHNOLOGY**



**EYE SHIELD**



### BENEFITS


- A non-invasive solution that corrects short-sightedness while effectively curbing myopia progression
- Safe and effective
- Impact-resistant material safe for active kids
- Provides UV protection



### Spend Time Outdoors

Research showed that spending time outdoors may reduce the risk of myopia and its progression.<sup>4</sup>

### Seek Regular Eye Care



Set your child up with regular eye check-ups to ensure that myopia or other vision problems are detected and treated early, reducing the worsening of vision, myopia progression and potential complications of high myopia.



### Give Eyes a Break

Reduce your child's eye strain by reminding him/her to take breaks from intensive screen time or near-work.<sup>5</sup>

<sup>3</sup> Lam CSY, Tang WC, Lee RPK, Chun RKM, To CH. A randomized clinical trial for myopia control – use of myopic defocus spectacle lens. 8th International Congress of Behavioral Optometry (ICBO), 26-29 of April 2018. Sydney, Australia.

<sup>4</sup> Shah R.L., et al, Time outdoors at specific ages during early childhood and the risk of incident myopia. Investigative ophthalmology & visual science. 2/2017, 58(2), pp 1158-1166

<sup>5</sup>Sankaridurg P1, Tilia D1, Morton M1, Weng R1, Jong M1, Zhu F2. Guidelines for Myopia Management. 1 Brien Holden Vision Institute; 2 Shanghai Eye Disease Prevention and Treatment Center <https://guidelines.brienholdenvision.org>, accessed 16.08.1018.